



P4SPR™ Series


Rethinking surface plasmon resonance – P4SPR is an everyday tool for researchers to quickly develop bioassays and undertake biomolecular interaction characterizations from the convenience of your lab bench.

Affinité Instruments offers two Portable, 4-Channel Surface Plasmon Resonance (P4SPR) models for your specific needs.

DUAL INLET MODULE

- ▶ Triplicate sample channel measurement with reference channel
- ▶ Connect to Affinité's injection loop side module for kinetics analysis
- ▶ Ideal for intermediate screening

Dual microfluidic channel layout. Sample channel (dark blue) and reference channel (light blue).



Four independent microfluidic channels layout. Channels can be for either sample or reference testing.

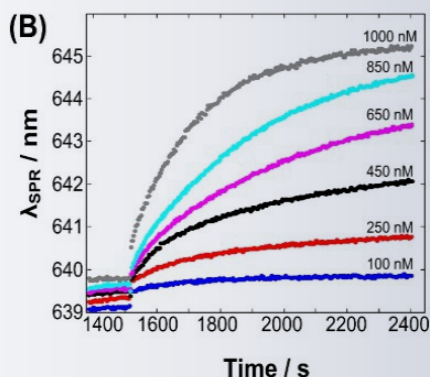


QUAD INLET MODULE

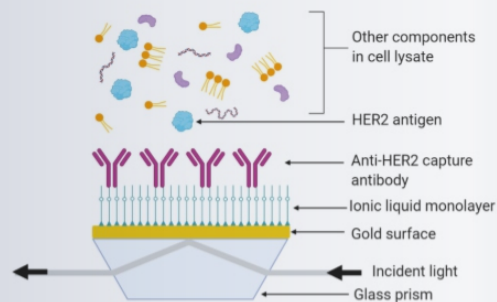
- ◀ Simultaneous comparison of four different samples at once
- ◀ Fewer chip consumable usage
- ◀ Designed for fast assay development



SENSORGRAM OVERVIEW



Overlapped sensorgrams obtained by the P4SPR of anti-asparaginase in undiluted human serum with EcAll receptor. (Aubé et al., ACS Sensors, 2016, 1 (11), 1358)



Example of an experiment for P4SPR

Schematic diagram of an experiment to detect the HER2 biomarker by using an ionic liquid-modified sensor chip in the P4SPR.

TECHNICAL SPECIFICATIONS

DETAILS

SPR type	Thin metallic film
Device dimensions	175 x 155 x 55 mm
Weight	< 1.3 kg
Power	USB
Microfluidic volume	Min. 100 uL, recommended 200 uL per channel.
Sensitivity	2750 nm/RIU
Dynamic range	1.33 to 1.39 RIU
Resolution	1 micro RIU
Coefficient of variation	< 0.6%
Wavelength	500-720 nm
Graphic User Interface	LabVIEW
Data processing compatibility	TraceDrawer, Prism, GraphPad, Origin, Excel, MATLAB.
Compatibility	Windows 7 and above